



Place: Kouty nad Desnou - areál Bike park I
 Date: 28/05/2023
 Race limit(*) : **5:30:00**

TREK Enduro Race Kouty

Oficiální výsledková listina



Rank.	Cat.rank.	Bib	Name	YoB	Nat.	Finish time	Gap	Penalties	RZ1	#	RZ2	#	RZ3	#	RZ4	#	RZ5	#	Race time
1.	1./REM	22	SEHNAL Stanislav	1994		00:22:43.85	00:00:00.00		04:00.2	1	06:27.2	3	02:23.7	1	02:50.8	5	07:01.7	2	OK 04:53:01.1
2.	2./REM	3	TEJCHMAN Přemek 6T9 Frames	1988		00:22:43.96	00:00:00.10		04:02.4	3	06:26.9	2	02:28.2	5	02:47.1	3	06:59.2	1	OK 04:48:18.6
3.	1./U21M	5	Klokočka VOJTA N1 Team-Bikestrice.com	2004		00:22:55.66	00:00:11.81		04:04.1	4	06:33.3	6	02:25.4	2	02:45.8	1	07:06.9	5	OK 04:19:55.3
4.	3./REM	30	BLÁHA Vojtěch Actofive - BIKESTRIKE	1999		00:22:59.64	00:00:15.78		04:05.2	6	06:28.6	4	02:27.7	4	02:46.9	2	07:10.9	6	OK 05:00:09.5
5.	2./U21M	4	PIVNIČKA Jakub Bikestrike.com	2005		00:23:20.94	00:00:37.09		04:07.2	7	06:36.7	7	02:30.5	9	02:51.3	6	07:15.0	8	OK 04:42:12.1
6.	4./REM	13	KRÁL Antonín Kellys factory team	1996		00:23:21.98	00:00:38.13		04:02.0	2	06:45.1	12	02:31.6	13	02:57.7	14	07:05.3	3	OK 04:46:27.0
7.	3./U21M	6	KALOUSEK Jakub BIKEPORN BLUEGRASS ENDURO TEAM	2005		00:23:22.85	00:00:39.00		04:04.2	5	06:33.2	5	02:30.8	10	02:52.4	7	07:22.0	13	OK 04:43:50.8
8.	5./REM	2	ŘÍHA Jakub	1992		00:23:26.99	00:00:43.14		04:09.1	8	06:39.8	8	02:28.6	6	02:52.7	9	07:16.6	9	OK 04:37:56.0
9.	6./REM	172	KNAPEC Martin CTM Racing team	1994		00:23:31.41	00:00:47.55		04:11.6	11	06:41.9	9	02:30.3	8	02:53.2	11	07:14.2	7	OK 04:21:48.2
10.	7./REM	12	LINDNER Kevin	1991		00:23:40.28	00:00:56.43		04:13.4	14	06:44.1	11	02:30.2	7	02:53.1	10	07:19.2	11	OK 04:23:54.5
11.	4./U21M	28	MAXA Adam Rock Machine - Ptbshop.cz	2004		00:23:47.56	00:01:03.71		04:14.1	15	06:44.0	10	02:31.3	11	02:59.9	19	07:18.0	10	OK 04:45:55.5
12.	8./REM	68	ČEPELÁK Jan JCracing	1994		00:23:58.01	00:01:14.15		04:11.6	12	06:47.2	13	02:31.7	14	02:52.4	8	07:34.8	22	OK 04:30:24.7
13.	9./REM	60	PROKOP Michal Rock Machine	1981		00:24:00.00	00:01:16.14		04:11.1	10	06:56.3	18	02:33.2	17	02:56.0	12	07:23.2	14	OK 04:19:11.0
14.	10./REM	1	CHARVÁT Matěj Banshee Bikes / CharvatBros	1985		00:24:00.02	00:01:16.16		05:14.9	150	06:25.8	1	02:25.8	3	02:47.7	4	07:05.7	4	OK 04:41:02.3
15.	11./REM	8	POKŠTEFL Michal	1991		00:24:01.19	00:01:17.34		04:14.7	16	06:50.8	16	02:33.1	16	02:56.0	12	07:26.4	15	OK 04:48:32.8
16.	12./REM	29	NEVRKLA Mikuláš BIKEPORN BLUEGRASS ENDURO TEAM	1998		00:24:01.45	00:01:17.60		04:11.9	13	06:49.9	14	02:34.4	19	03:03.3	24	07:21.7	12	OK 04:45:15.8

(*)

Created: 30/05/2023 18:16:18

Timing and results by SPORTSOFT
TIMING

Site: 1 of 12

Rank.	Cat.rank.	Bib	Name	YoB	Nat.	Finish time	Gap	Penalties	RZ1	#	RZ2	#	RZ3	#	RZ4	#	RZ5	#	Race time
17.	13./REM	7	ADAMI Maxim BIKEPORN BLUEGRASS ENDURO TEAM	2001		00:24:10.50	00:01:26.65		04:17.5	19	06:50.6	15	02:34.3	18	02:59.5	18	07:28.5	16	OK 04:49:26.1
18.	14./REM	20	JAROŠ Kamil	2002		00:24:24.06	00:01:40.21		04:20.7	21	06:53.2	17	02:36.9	23	02:59.0	17	07:34.1	20	OK 04:29:26.0
19.	5./U21M	404	HURTA Štěpán X-RIDE RACING TEAM LEŠNÁ	2008		00:24:25.71	00:01:41.86		04:17.4	18	06:59.2	19	02:36.4	21	02:57.9	15	07:34.7	21	OK 04:53:56.9
20.	15./REM	50	SKIBA Karol Skiba HR racing team	2000		00:24:27.16	00:01:43.30		04:26.1	29	07:01.6	20	02:31.7	15	02:58.2	16	07:29.3	17	OK 04:26:34.0
21.	1./R35-44	149	FRENK Petr PROTOCYCLES	1983		00:24:49.86	00:02:06.01		04:24.2	24	07:08.4	26	02:41.0	35	03:03.7	25	07:32.4	18	OK 04:55:40.3
22.	16./REM	18	MORAWSKI Filip Top on trail DH team	1999		00:24:52.00	00:02:08.15		04:26.4	31	07:04.6	22	02:35.2	20	03:11.8	45	07:33.8	19	OK 04:48:41.7
23.	6./U21M	155	KERL Sebastian	2007		00:24:54.35	00:02:10.50		04:09.9	9	07:21.5	41	02:38.9	29	03:07.3	37	07:36.6	24	OK 05:02:42.5
24.	17./REM	87	ODZIOMEK Olaf Dartmoor Enduro Team	1994		00:24:55.00	00:02:11.14		04:20.1	20	07:10.6	29	02:37.8	25	03:06.3	34	07:40.0	28	OK 04:52:03.8
25.	18./REM	10	VONDRÁŠEK Jakub Spectrumbike Specialized	1995		00:24:55.01	00:02:11.16		04:27.0	33	07:11.6	33	02:36.5	22	03:04.2	28	07:35.6	23	OK 04:41:02.6
26.	7./U21M	170	BARTOSZEK Dominik FULLGAS	2005		00:25:00.61	00:02:16.76		04:23.7	23	07:13.3	36	02:41.5	39	03:01.3	21	07:40.7	29	OK 04:32:24.3
27.	19./REM	77	SILOVSKÝ Matouš PTBshop.cz	1999		00:25:05.84	00:02:21.99		04:16.6	17	07:06.4	23	02:31.4	12	03:00.2	20	08:11.0	75	OK 04:46:34.7
28.	2./R35-44	17	VANER Jan TREK KUR Team	1983		00:25:06.22	00:02:22.36		04:31.3	41	07:11.6	32	02:40.3	33	03:04.0	26	07:38.9	26	OK 04:48:43.8
29.	3./R35-44	57	KULHAVÝ Radek	1984		00:25:06.84	00:02:22.99		04:26.2	30	07:07.8	24	02:41.1	37	03:03.1	23	07:48.3	37	OK 04:46:10.0
30.	4./R35-44	16	CASKA Ivo	1983		00:25:08.19	00:02:24.34		04:25.8	27	07:12.8	35	02:38.5	26	03:04.5	30	07:46.4	31	OK 04:46:26.2
31.	20./REM	14	ROUŠAVÝ Vojtěch JC Bike	1998		00:25:11.61	00:02:27.75		04:25.2	25	07:10.8	30	02:37.2	24	03:13.1	52	07:45.1	30	OK 04:48:49.4
32.	8./U21M	152	JECH Filip Gapp system Kolofix	2004		00:25:16.87	00:02:33.01		04:28.7	35	07:02.5	21	02:40.1	31	03:18.6	68	07:46.9	34	OK 04:38:38.4
33.	5./R35-44	19	SCHUBERT André ShredErz e.V.	1980		00:25:17.10	00:02:33.25		04:28.9	36	07:15.7	37	02:40.2	32	03:04.0	26	07:48.1	36	OK 04:24:28.8
34.	6./R35-44	79	RECZEK Paweł Eskimoo Racing Team	1979		00:25:18.55	00:02:34.70		04:28.5	34	07:26.5	54	02:39.7	30	03:06.1	33	07:37.6	25	OK 04:42:29.4
35.	21./REM	25	BUDAY Jakub CMS-TEAM	1998		00:25:23.76	00:02:39.91		04:26.9	32	07:34.2	65	02:38.7	28	03:04.4	29	07:39.3	27	OK 04:54:42.7

(*)

Timing and results by  SPORTSOFT
TIMING

Created:30/05/2023 18:16:18

Site: 2 of 12

Rank.	Cat.rank.	Bib	Name	YoB	Nat.	Finish time	Gap	Penalties	RZ1	#	RZ2	#	RZ3	#	RZ4	#	RZ5	#	Race time
36.	7./R35-44	94	PIETRZAK Dawid Eskimoo Racing Team	1987		00:25:27.86	00:02:44.00		04:29.1	39	07:23.1	42	02:43.0	45	03:02.7	22	07:49.8	42	OK 04:50:37.6
37.	9./U21M	31	SOUKAL Matěj PTBshop.cz	2004		00:25:27.91	00:02:44.05		04:31.7	42	07:08.8	27	02:47.5	61	03:12.5	49	07:47.3	35	OK 04:46:40.3
38.	8./R35-44	32	VLČEK Michal Bikeservis.eu	1986		00:25:30.22	00:02:46.37		04:30.5	40	07:11.9	34	02:44.7	52	03:11.3	44	07:51.6	44	OK 04:42:53.1
39.	22./REM	71	BÁLEK Boris Ore MTB Racing Team	1991		00:25:30.62	00:02:46.77		04:29.0	37	07:25.8	51	02:38.7	27	03:04.8	31	07:52.1	46	OK 04:50:31.6
40.	23./REM	23	KUČERA David TikTok Legends	2000		00:25:39.75	00:02:55.89		04:35.0	48	07:17.0	39	02:45.2	54	03:08.9	39	07:53.5	48	OK 04:52:58.1
41.	9./R35-44	38	ŽILÁK František Rocky Mountain-Bikeaction.cz	1981		00:25:41.20	00:02:57.35		04:38.4	57	07:16.9	38	02:41.1	37	03:12.8	50	07:51.8	45	OK 04:44:47.6
42.	24./REM	88	NEĐZKA Bartłomiej	1998		00:25:41.77	00:02:57.92		04:33.6	45	07:25.7	50	02:46.6	58	03:06.7	35	07:49.0	40	OK 03:58:53.2
43.	25./REM	15	KORYŤÁK Milan SPORT TEAM NÝRSKO	1999		00:25:44.19	00:03:00.34		04:26.0	28	07:30.6	64	02:43.7	47	03:15.2	57	07:48.5	38	OK 04:51:40.9
44.	26./REM	82	FLÁMA Tomáš Kolárna	1997		00:25:44.41	00:03:00.55		04:39.5	61	07:24.8	48	02:42.1	41	03:09.0	40	07:48.8	39	OK 04:31:50.8
45.	10./U21M	118	MLEJNEK Matouš Frp team	2003		00:25:46.81	00:03:02.95		04:38.1	56	07:26.6	56	02:42.2	42	03:05.2	32	07:54.5	51	OK 04:55:32.7
46.	11./U21M	198	NOVOTNÝ Robin	2004		00:25:48.01	00:03:04.15		04:29.1	38	07:23.6	43	02:44.0	50	03:11.1	43	08:00.2	61	OK 04:49:17.5
47.	12./U21M	193	KALUS Jakub OKOEVEERYWHERE RACING	2003		00:25:48.20	00:03:04.35		04:25.7	26	07:24.2	45	02:43.0	45	03:16.9	61	07:58.1	55	OK 04:58:44.0
48.	13./U21M	43	VEJNAR Samuel Giant cycling team	2005		00:25:49.30	00:03:05.44		04:48.5	88	07:08.2	25	02:41.7	40	03:24.0	80	07:46.8	32	OK 04:41:27.0
49.	27./REM	144	STRMISKA Vojtěch CYKLOPRO	2002		00:25:50.69	00:03:06.84		04:42.8	73	07:24.7	47	02:44.8	53	03:09.0	40	07:49.1	41	OK 04:34:44.7
50.	14./U21M	151	PEŠ Ladislav Rock Machine	2006		00:25:52.51	00:03:08.66		04:33.1	44	07:27.0	57	02:42.7	43	03:15.3	58	07:54.3	49	OK 04:57:24.0
51.	28./REM	189	KREMSER Ondřej Pells Bicycles	1995		00:25:55.99	00:03:12.14		04:36.4	53	07:26.0	53	02:47.3	60	03:07.2	36	07:58.8	58	OK 04:23:43.2
52.	29./REM	24	SEIDL Martin Commencal FDF Team	2001		00:25:56.81	00:03:12.96		04:36.4	54	07:25.9	52	02:46.6	57	03:12.2	47	07:55.6	52	OK 04:47:19.7
53.	15./U21M	145	ŠVEC Vojtěch BikeCentrumKlokočka	2004		00:26:05.50	00:03:21.64		04:35.4	50	07:10.9	31	02:41.1	36	03:07.8	38	08:30.1	104	OK 04:56:05.2
54.	16./U21M	191	SZEWCZUK Jerzy The North	2004		00:26:10.01	00:03:26.16		04:42.6	72	07:23.9	44	02:50.0	65	03:13.5	54	07:59.8	60	OK 04:24:05.7

(*)

Timing and results by  SPORTSOFT
TIMING

Created:30/05/2023 18:16:18

Site: 3 of 12

Rank.	Cat.rank.	Bib	Name	YoB	Nat.	Finish time	Gap	Penalties	RZ1	#	RZ2	#	RZ3	#	RZ4	#	RZ5	#	Race time
55.	30./REM	165	PATRYK Talaga ReActive	1995		00:26:10.51	00:03:26.65		04:34.5	46	07:27.8	60	02:45.2	55	03:11.9	46	08:10.9	74	OK 04:40:21.1
56.	17./U21M	178	MUDRÁK Jakub CTK Zariečie	2006		00:26:11.21	00:03:27.36		04:34.9	47	07:27.3	59	02:47.3	59	03:15.6	59	08:05.9	69	OK 04:47:37.9
57.	18./U21M	181	NEŠPOR Štěpán FDF Bike Team	2003		00:26:12.05	00:03:28.20		04:52.9	99	07:19.2	40	02:44.6	51	03:12.8	50	08:02.3	64	OK 05:06:16.6
58.	31./REM	195	SLADKOVSKÝ Tomáš GOHR racing	2001		00:26:14.45	00:03:30.60		04:38.8	58	07:24.4	46	02:42.7	44	03:14.9	56	08:13.4	79	OK 04:48:04.6
59.	1./R45-54	36	ČIŽINSKÝ Milan Mad Intense World Racing	1974		00:26:15.34	00:03:31.49		04:39.5	62	07:35.4	67	02:47.6	62	03:13.5	53	07:59.1	59	OK 04:48:47.1
60.	10./R35-44	101	FÖRSTER Eric Post SV Görlitz	1986		00:26:15.60	00:03:31.75		04:40.3	63	07:27.2	58	02:43.9	49	03:25.3	84	07:58.7	56	OK 04:33:32.5
61.	32./REM	177	ČERVINKA Jonáš Kastar	2001		00:26:15.75	00:03:31.90		04:41.1	66	07:30.2	63	02:50.5	69	03:19.3	71	07:54.4	50	OK 04:57:00.3
62.	11./R35-44	55	ŠVÁN Vojtěch Evil Bikes Czech	1988		00:26:16.96	00:03:33.11		04:41.1	67	07:25.0	49	02:52.9	80	03:22.2	78	07:55.6	53	OK 04:23:35.1
63.	33./REM	66	PRYLÍŇSKI Mikołaj Biker House	1990		00:26:18.02	00:03:34.17		04:40.5	64	07:41.6	76	02:49.3	63	03:10.1	42	07:56.3	54	OK 04:57:51.1
64.	2./R45-54	26	DRÁBIK Peter Okoeverywhere racing team	1973		00:26:19.55	00:03:35.70		04:35.7	51	07:40.8	73	02:52.2	76	03:19.2	70	07:51.4	43	OK 04:24:21.9
65.	34./REM	78	REJSEK Matouš MX PARADISE	1994		00:26:20.49	00:03:36.63		04:40.7	65	07:29.4	62	02:52.7	78	03:17.1	64	08:00.4	62	OK 05:01:25.2
66.	19./U21M	62	SVATOŠ Tomáš ENDORPHIN REPUBLIC TEAM	2004		00:26:25.61	00:03:41.75		04:44.9	78	07:35.6	68	02:46.4	56	03:16.8	60	08:01.7	63	OK 04:16:06.0
67.	12./R35-44	44	WEBER Václav Bikestrike.com	1987		00:26:26.72	00:03:42.87		04:39.3	59	07:38.9	72	02:50.2	68	03:12.3	48	08:05.8	67	OK 04:52:19.6
68.	20./U21M	153	HAVELKA Štěpán Adastra Cycling Team	2004		00:26:37.34	00:03:53.49		04:47.3	82	07:37.3	69	02:52.2	75	03:21.5	74	07:58.8	57	OK 04:38:45.2
69.	21./U21M	210	ZVĚŘINA Kristián LOCALTRAIL	2004		00:26:40.34	00:03:56.49		04:44.0	75	07:34.5	66	02:52.7	78	03:22.5	79	08:06.5	71	OK 04:37:42.2
70.	3./R45-54	40	CERNY Marek B4 Team Sumpark	1973		00:26:40.40	00:03:56.54		04:35.3	49	07:45.2	81	02:53.1	82	03:17.8	65	08:08.7	72	OK 04:49:17.7
71.	13./R35-44	96	WIECZORKIEWICZ Aleks Runo.design team	1985		00:26:41.06	00:03:57.20		04:39.3	60	07:52.2	96	02:52.1	74	03:13.8	55	08:03.5	66	OK 05:16:24.6
72.	35./REM	93	HOLÝ Jakub	2002		00:26:48.16	00:04:04.31		04:42.2	70	07:42.4	79	02:50.2	67	03:17.0	62	08:16.2	85	OK 04:49:05.8
73.	22./U21M	27	HANÁK Ondřej BIKE puzzle team	2003		00:26:50.91	00:04:07.05		04:52.8	97	07:41.7	77	02:54.4	88	03:18.4	67	08:03.4	65	OK 04:47:28.2

(*)

Timing and results by  SPORTSOFT
TIMING

Created: 30/05/2023 18:16:18

Site: 4 of 12

Rank.	Cat.rank.	Bib	Name	YoB	Nat.	Finish time	Gap	Penalties	RZ1	#	RZ2	#	RZ3	#	RZ4	#	RZ5	#	Race time
74.	36./REM	208	CVINGER Tomáš Ore MTB Racing	2001		00:26:52.84	00:04:08.99		04:32.5	43	07:28.0	61	02:43.9	48	04:15.8	182	07:52.4	47	OK 04:49:10.0
75.	14./R35-44	161	ŠEDIVÝ Štěpán	1981		00:26:57.05	00:04:13.20		04:49.7	89	07:40.8	73	02:49.5	64	03:18.0	66	08:19.0	90	OK 04:57:51.7
76.	37./REM	92	SZTORC Maciej	1995		00:26:58.85	00:04:14.99		04:36.1	52	07:47.6	86	02:51.4	71	03:26.8	89	08:16.6	86	OK 05:03:42.3
77.	38./REM	102	RICHTER Bastian BSB Bayreuth	1994		00:27:01.60	00:04:17.75		04:43.1	74	07:42.0	78	02:52.7	77	03:27.0	90	08:16.6	87	OK 04:48:29.0
78.	15./R35-44	75	KUBĚNA Lukáš Trail Park Klínovec	1980		00:27:02.51	00:04:18.66		04:50.0	90	07:38.1	70	02:54.0	86	03:34.4	111	08:05.9	68	OK 04:45:28.8
79.	39./REM	129	DONNER Florian Pfadlinig - EBM Enduro Team	1989		00:27:02.85	00:04:19.00		04:52.9	98	07:38.9	71	02:53.6	85	03:26.4	87	08:11.0	75	OK 04:37:22.4
80.	23./U21M	437	MYNAŘÍK Štěpán	2008		00:27:04.45	00:04:20.60		04:44.4	76	07:47.5	85	02:56.8	100	03:20.1	73	08:15.4	82	OK 05:00:20.4
81.	40./REM	85	KŘÍŽ Adam Kolárna	1995		00:27:06.21	00:04:22.35		04:48.2	87	07:44.8	80	02:51.7	72	03:21.6	76	08:19.6	91	OK 04:26:52.5
82.	24./U21M	162	ZAVADIL Vítek Bolis bike team	2006		00:27:09.26	00:04:25.40		04:38.0	55	07:55.6	102	02:54.3	87	03:19.2	69	08:22.0	97	OK 04:52:41.8
83.	41./REM	84	GAJDŮŠEK Ondřej Maloch Racing Team	1990		00:27:09.90	00:04:26.04		04:41.4	68	07:52.3	97	02:56.3	96	03:24.2	81	08:15.4	83	OK 04:53:06.8
84.	42./REM	59	HYNEK Jan Pells Bicycles	1989		00:27:10.80	00:04:26.95		04:47.6	83	07:49.0	88	02:54.8	89	03:25.1	83	08:14.2	80	OK 04:16:57.8
85.	25./U21M	168	ZÁSTAVA Lukáš	2006		00:27:13.41	00:04:29.55		04:51.1	92	07:54.1	100	02:52.9	81	03:17.1	63	08:18.1	89	OK 04:54:31.5
86.	16./R35-44	58	KYKAL Petr wonderFULL bikes	1985		00:27:13.48	00:04:29.63		04:42.3	71	07:54.4	101	02:57.3	105	03:24.8	82	08:14.6	81	OK 04:56:24.5
87.	4./R45-54	107	ŠTASTNÝ Marek HappyBoys	1975		00:27:13.69	00:04:29.84		04:48.1	85	07:51.4	92	02:53.5	84	03:19.7	72	08:20.7	92	OK 04:28:12.7
88.	26./U21M	35	KUČERA Martin TikTok Legends	2004		00:27:14.26	00:04:30.40		04:46.2	80	07:26.5	55	02:50.2	66	04:04.7	171	08:06.5	70	OK 04:19:33.2
89.	17./R35-44	41	SEHNAL Martin B4 Team Sumperk	1982		00:27:14.29	00:04:30.44		04:45.2	79	07:52.0	95	02:52.0	73	03:32.0	106	08:13.0	78	OK 04:50:00.4
90.	43./REM	42	ČABLÍK Jakub Sapa bike	1992		00:27:17.00	00:04:33.15		04:47.7	84	07:52.9	98	02:55.0	90	03:28.9	95	08:12.3	77	OK 05:05:33.3
91.	44./REM	173	SUCHÁNEK Dominik Rockshock servis Tišnov	1998		00:27:21.20	00:04:37.35		04:46.7	81	07:51.6	93	02:59.2	111	03:27.6	91	08:16.0	84	OK 04:49:01.6
92.	45./REM	167	MARCIN Chwalba	1990		00:27:24.41	00:04:40.56		04:54.2	101	07:50.0	89	02:55.2	91	03:21.8	77	08:22.9	98	OK 04:41:04.4

(*)

Timing and results by  SPORTSOFT
TIMING

Created:30/05/2023 18:16:18

Site: 5 of 12

Rank.	Cat.rank.	Bib	Name	YoB	Nat.	Finish time	Gap	Penalties	RZ1	#	RZ2	#	RZ3	#	RZ4	#	RZ5	#	Race time
93.	46./REM	86	BOGAR František Cycology	1989		00:27:25.35	00:04:41.50		04:48.1	85	07:47.5	84	02:56.0	95	03:31.7	105	08:21.9	96	OK 05:11:31.9
94.	1./RZ	49	HAVLICKÁ Kristýna NS bikes	1998		00:27:28.45	00:04:44.60		04:51.6	93	07:50.5	90	02:56.4	98	03:39.2	126	08:10.5	73	OK 04:44:40.5
95.	47./REM	51	JAROŠ Milan	1994		00:27:36.23	00:04:52.37		04:54.2	102	07:56.7	104	02:55.2	91	03:28.6	94	08:21.4	95	OK 04:43:58.2
96.	48./REM	64	ZAJAC Filip	2001		00:27:36.85	00:04:52.99		04:54.3	103	07:41.2	75	02:53.2	83	03:42.9	132	08:25.0	99	OK 04:32:08.9
97.	18./R35-44	103	STANK Jakub alte schule	1988		00:27:41.10	00:04:57.25		04:54.0	100	07:57.7	107	02:56.6	99	03:31.3	103	08:21.3	94	OK 04:37:26.8
98.	27./U21M	146	ZÁMEČNÍK Petr	2006		00:27:42.16	00:04:58.31		04:52.1	95	07:47.0	83	02:56.3	96	03:33.4	108	08:33.1	109	OK 04:38:13.2
99.	28./U21M	133	CIESLA David Eskimoo Racing Team	2004		00:27:48.82	00:05:04.96		04:52.3	96	07:57.3	105	03:06.2	134	03:36.0	114	08:16.9	88	OK 04:39:31.8
100.	49./REM	188	SLAVÍK Michal Maloch Racing Team	1992		00:27:54.00	00:05:10.14		04:51.8	94	07:48.2	87	02:57.4	107	03:49.4	145	08:27.0	101	OK 04:59:45.6
101.	50./REM	97	PUCHAŁA Michał	1989		00:27:55.20	00:05:11.35		04:42.0	69	08:08.1	117	02:57.4	106	03:26.1	86	08:41.4	121	OK 05:22:14.6
102.	5./R45-54	47	KOPECKÝ Michal Pepebike Brno	1976		00:28:03.15	00:05:19.30		04:50.8	91	07:53.4	99	02:58.5	110	03:36.5	116	08:43.8	127	OK 04:32:32.2
103.	19./R35-44	34	PECINA Robert	1985		00:28:04.40	00:05:20.54		04:56.4	104	08:04.7	112	02:57.0	101	03:39.2	126	08:27.0	102	OK 04:42:22.0
104.	20./R35-44	72	BARTOSEK Lukas Mondraker gravity team	1988		00:28:05.31	00:05:21.46		04:56.7	105	08:11.7	124	02:57.1	102	03:29.0	96	08:30.7	105	OK 05:01:45.8
105.	51./REM	39	NIRNBERG Petr	1990		00:28:06.06	00:05:22.21		04:56.9	106	08:03.8	110	03:00.4	114	03:33.2	107	08:31.6	107	OK 04:03:27.4
106.	2./RZ	192	KUCHYŇKOVÁ Simona OKOEVERYWHERE RACING	2004		00:28:06.75	00:05:22.90		04:57.4	108	08:06.2	113	03:01.5	118	03:33.5	109	08:28.1	103	OK 04:48:42.8
107.	21./R35-44	83	SADIL Petr	1980		00:28:07.00	00:05:23.15		05:04.4	126	07:56.6	103	02:55.6	93	03:26.7	88	08:43.6	126	OK 04:50:39.7
108.	22./R35-44	37	ČERMÁK Michal Progressive Riding	1981		00:28:12.19	00:05:28.34		05:06.5	131	08:07.3	115	02:55.9	94	03:30.2	100	08:32.0	108	OK 04:52:41.0
109.	52./REM	46	MÍKA Antonín	1992		00:28:14.57	00:05:30.71		04:57.6	109	08:16.5	129	03:00.9	116	03:28.3	93	08:31.0	106	OK 04:44:04.0
110.	53./REM	53	MIKO Ladislav	1989		00:28:15.06	00:05:31.20		04:57.8	110	07:45.6	82	03:02.4	119	03:48.6	143	08:40.5	119	OK 04:38:47.0
111.	29./U21M	61	HALUZA Tomáš Enduro Beast Brno	2005		00:28:15.51	00:05:31.66		05:03.5	121	07:51.3	91	03:00.8	115	03:39.9	128	08:39.9	118	OK 04:57:22.3

(*)

Timing and results by  SPORTSOFT
TIMING

Created:30/05/2023 18:16:18

Site: 6 of 12

Rank.	Cat.rank.	Bib	Name	YoB	Nat.	Finish time	Gap	Penalties	RZ1	#	RZ2	#	RZ3	#	RZ4	#	RZ5	#	Race time
112.	54./REM	52	VYKOUPIĽ Jan DAB racing team	1992		00:28:17.40	00:05:33.55		04:57.1	107	08:10.0	121	03:04.8	130	03:38.5	125	08:26.7	100	OK 04:39:35.8
113.	23./R35-44	157	STRNAD Pavel	1984		00:28:19.62	00:05:35.77		05:11.3	144	07:57.3	106	03:02.8	122	03:29.5	98	08:38.6	117	OK 04:57:01.9
114.	6./R45-54	113	PEKAR Miroslav B4 Team Sumperk	1976		00:28:20.30	00:05:36.44		05:02.5	120	08:07.2	114	03:10.9	150	03:38.3	124	08:21.2	93	OK 04:47:26.6
115.	55./REM	142	NEUGEBAUER David SK Žamberk Tessuti sport	2001		00:28:26.96	00:05:43.11		05:00.1	115	08:02.5	109	03:06.1	133	03:44.7	137	08:33.4	110	OK 04:53:15.2
116.	24./R35-44	90	HUBÁČEK Petr	1984		00:28:28.36	00:05:44.50		05:02.2	118	08:24.9	138	02:57.1	103	03:25.9	85	08:38.0	115	OK 04:50:43.8
117.	30./U21M	185	BASIŃSKI Iwo Basiński Warszawski Klub Kolarski	2006		00:28:32.74	00:05:48.89		04:58.5	112	08:01.7	108	02:57.7	108	03:35.5	112	08:59.1	143	OK 04:45:39.8
118.	7./R45-54	67	BRONČEK Petr	1976		00:28:33.96	00:05:50.10		05:10.4	141	08:13.9	126	03:02.7	121	03:29.3	97	08:37.5	113	OK 04:49:18.7
119.	25./R35-44	105	MICHÁLEK Viktor CK Stupava	1980		00:28:36.20	00:05:52.34		05:06.5	131	08:23.9	136	03:00.1	113	03:31.7	104	08:33.7	111	OK 04:37:47.0
120.	31./U21M	205	TOPORKIEWICZ Jakub	2006		00:28:36.37	00:05:52.52		05:04.5	127	08:08.6	118	03:02.7	120	03:45.6	139	08:34.8	112	OK 04:27:40.9
121.	8./R45-54	572	BRÁT Matěj	1978		00:28:37.80	00:05:53.95		05:04.3	125	08:11.4	122	03:01.4	117	03:37.4	120	08:43.1	125	OK 04:50:49.0
122.	56./REM	56	SEDLÁK Ondřej Kola Pešek Next Racing	1990		00:28:44.85	00:06:01.00		05:11.7	145	08:15.5	127	03:00.0	112	03:30.7	102	08:46.8	130	OK 04:36:31.2
123.	9./R45-54	209	STEJSKAL Zbyněk VELOSERVIS RACE BIKE	1975		00:28:45.31	00:06:01.46		05:04.2	123	08:15.8	128	03:05.3	132	03:29.7	99	08:50.1	132	OK 05:13:24.6
124.	26./R35-44	74	WALTER Christian	1987		00:28:47.31	00:06:03.45		05:10.7	142	08:08.1	116	03:04.0	126	03:43.2	133	08:41.2	120	OK 04:48:56.7
125.	32./U21M	184	FRANZEL Oskar Arc8 Enduro Team	2003		00:28:48.16	00:06:04.31		05:21.3	160	08:23.7	135	02:57.3	104	03:27.6	92	08:38.1	116	OK 04:56:50.2
126.	57./REM	91	HOMOLKA Adam WonderFullBikes.cz	1991		00:28:50.77	00:06:06.92		04:59.6	113	08:38.4	156	03:04.3	127	03:30.6	101	08:37.8	114	OK 04:54:05.9
127.	27./R35-44	154	HUBKA Lukáš Lightcore team	1979		00:28:55.21	00:06:11.36		05:16.9	155	08:03.8	111	03:03.5	124	03:45.4	138	08:45.4	129	OK 04:28:29.8
128.	33./U21M	159	LEHKÝ Adam	2005		00:28:56.04	00:06:12.19		05:10.7	143	08:10.0	120	03:04.6	128	03:38.2	123	08:52.3	137	OK 04:41:24.3
129.	58./REM	171	HACZEK Adam Hop'nDrop Team	1994		00:28:59.99	00:06:16.14		05:06.7	133	08:24.6	137	03:10.1	149	03:36.0	115	08:42.3	123	OK 04:33:13.1
130.	59./REM	366	TRPĚLKA Kryštof	1994		00:29:00.67	00:06:16.81		05:08.6	136	08:29.8	140	02:57.9	109	03:34.1	110	08:50.1	133	OK 05:03:49.0

(*)

Timing and results by  SPORTSOFT
TIMING

Created: 30/05/2023 18:16:18

Site: 7 of 12

Rank.	Cat.rank.	Bib	Name	YoB	Nat.	Finish time	Gap	Penalties	RZ1	#	RZ2	#	RZ3	#	RZ4	#	RZ5	#	Race time
131.	34./U21M	186	VOJTA Matyáš	2006		00:29:10.15	00:06:26.29		05:13.0	148	08:21.1	133	03:06.3	135	03:38.1	121	08:51.5	135	NO 05:35:36.0
132.	60./REM	207	DZIECIOLOWSKI Grzego Shox busters Racing Team	1989		00:29:13.90	00:06:30.05		05:06.5	130	08:11.6	123	03:08.4	142	03:50.1	147	08:57.1	140	OK 05:05:36.0
133.	61./REM	128	ŠILLER Vít Lightcore team	1992		00:29:17.29	00:06:33.44		05:03.8	122	08:09.9	119	03:03.4	123	03:46.7	141	09:13.2	154	OK 04:51:12.3
134.	62./REM	166	JANEČEK Pavel eD system Silvini team	1990		00:29:17.70	00:06:33.85		05:12.2	147	08:28.0	139	03:08.3	141	03:36.6	118	08:52.4	138	OK 04:33:34.9
135.	28./R35-44	201	CHODYRA Jakub	1983		00:29:20.14	00:06:36.28		05:22.1	162	08:21.0	132	03:08.9	143	03:37.3	119	08:50.6	134	OK 05:06:41.0
136.	1./R55+	48	SZEP Milan Bikestrike.com	1966		00:29:24.15	00:06:40.30		05:06.1	129	08:52.8	166	03:07.1	137	03:35.9	113	08:42.1	122	OK 04:45:42.4
137.	29./R35-44	135	OTTO Martin 1.RLV Eisenhüttenstadt	1985		00:29:29.90	00:06:46.04		05:09.0	137	08:31.9	144	03:08.2	140	03:43.3	134	08:57.3	142	OK 04:37:26.4
138.	63./REM	148	TREFIL Tomáš Sickbros Team	1994		00:29:30.90	00:06:47.04		05:05.4	128	08:32.3	145	03:09.3	147	03:36.5	117	09:07.1	152	OK 04:52:41.8
139.	30./R35-44	203	NOSKOWICZ Mateusz Nosbike.pl	1986		00:29:33.86	00:06:50.00		05:15.5	153	08:29.9	141	03:07.8	139	03:53.7	154	08:46.8	131	OK 05:06:30.4
140.	64./REM	80	SVÍZELA Tomáš 4EVER CYKLOBULIS	2000		00:29:34.07	00:06:50.22		05:06.9	135	08:31.6	143	03:11.9	152	03:43.6	135	08:59.9	144	OK 04:24:49.9
141.	65./REM	108	BADAL Jiří	1996		00:29:34.56	00:06:50.71		05:10.3	140	08:23.5	134	03:27.1	181	03:41.9	129	08:51.6	136	OK 04:43:05.9
142.	31./R35-44	70	ZRALÝ Milan Bikefactory Strakonice	1982		00:29:43.54	00:06:59.69		05:40.0	186	08:12.0	125	03:17.7	164	03:38.1	122	08:55.5	139	OK 04:17:36.2
143.	66./REM	63	NETÍK Radim	1998		00:29:46.06	00:07:02.20		05:04.2	123	08:34.5	148	03:03.8	125	03:51.5	148	09:11.9	153	OK 04:55:02.8
144.	67./REM	147	OTTO Trnka	2000		00:29:46.30	00:07:02.45		04:58.2	111	08:19.3	130	03:05.2	131	04:05.5	174	09:17.8	161	NO 05:31:34.7
145.	35./U21M	132	DOLEŽAL Erik	2004		00:29:46.42	00:07:02.57		05:22.1	161	08:38.0	154	03:18.5	166	03:42.4	130	08:45.2	128	OK 04:43:59.2
146.	36./U21M	99	KADLEC Matěj	2003		00:29:54.89	00:07:11.04		05:09.5	138	08:30.1	142	03:15.0	156	03:57.0	162	09:03.2	147	OK 04:48:30.1
147.	3./RZ	127	ADAMCOVA Dominika	1995		00:29:57.26	00:07:13.40		05:16.5	154	08:20.5	131	03:09.1	145	03:46.1	140	09:24.9	167	OK 04:48:57.3
148.	37./U21M	120	CERNAUSKAS Jonas Papartis Crew Racing	2005		00:30:09.65	00:07:25.80		05:27.5	171	08:38.0	152	03:04.8	129	03:55.3	156	09:03.8	148	OK 04:33:58.2
149.	68./REM	190	KANIA Pavel Maloch Racing Team	1998		00:30:16.50	00:07:32.64		05:02.2	119	08:36.2	150	03:19.4	169	03:55.6	159	09:22.8	165	OK 05:00:32.6

(*)

Timing and results by SPORTSOFT
TIMING

Created: 30/05/2023 18:16:18

Site: 8 of 12

Rank.	Cat.rank.	Bib	Name	YoB	Nat.	Finish time	Gap	Penalties	RZ1	#	RZ2	#	RZ3	#	RZ4	#	RZ5	#	Race time
150.	4./RZ	54	BALÍKOVÁ Pavla Barneycycle.cz	1988		00:30:18.69	00:07:34.84		05:26.1	166	08:36.0	149	03:15.7	158	03:58.1	164	09:02.6	146	OK 04:50:57.1
151.	10./R45-54	73	HANÁK Petr SK VELO PRAHA	1974		00:30:19.01	00:07:35.15		05:26.9	168	08:34.5	147	03:19.0	167	03:53.4	152	09:05.1	150	OK 04:43:36.8
152.	32./R35-44	109	NOVAK Radomir TRINUTKA MONDRAKER GRAVITY TEAM	1987		00:30:20.63	00:07:36.78		05:29.4	173	08:48.1	161	03:09.0	144	03:48.0	142	09:05.9	151	OK 05:06:05.1
153.	33./R35-44	200	PIVOŇKA Josef	1987		00:30:21.64	00:07:37.79		05:19.0	158	09:04.7	178	03:17.6	163	03:42.9	131	08:57.2	141	OK 04:45:49.6
154.	69./REM	124	MERTLÍK Ondřej KOMER Team	1993		00:30:24.87	00:07:41.02		05:26.9	169	08:34.3	146	03:09.8	148	03:57.9	163	09:15.8	159	OK 04:49:30.4
155.	34./R35-44	131	MALINOWSKI Mateusz	1986		00:30:29.80	00:07:45.95		05:15.3	152	09:31.4	187	03:07.0	136	03:52.9	151	08:42.9	124	OK 05:02:03.8
156.	70./REM	121	KOBLIZEK Michal KOMER Team	1992		00:30:32.97	00:07:49.11		05:26.8	167	08:49.5	162	03:07.2	138	03:55.4	157	09:14.0	155	OK 04:49:35.1
157.	71./REM	123	PŮTA Filip Mondraker gravity team	1997		00:30:37.53	00:07:53.68		05:22.2	163	08:37.8	151	03:21.6	175	04:00.9	167	09:14.8	157	OK 04:47:57.7
158.	35./R35-44	130	DOBECKI Michał	1984		00:30:38.25	00:07:54.39		05:14.5	149	09:00.0	176	03:14.5	153	03:52.5	150	09:16.6	160	OK 05:03:46.9
159.	72./REM	150	KOLAŘÍK Vít	1998		00:30:38.59	00:07:54.74		05:34.1	178	08:50.7	164	03:16.5	159	03:52.2	149	09:04.8	149	OK 04:52:36.5
160.	36./R35-44	134	KLAPAL Martin	1987		00:30:38.72	00:07:54.86		05:38.8	184	08:57.7	172	03:11.7	151	03:48.8	144	09:01.6	145	OK 04:25:13.5
161.	37./R35-44	175	VONDRACEK Roman Lepsi Nejezdit	1986		00:30:38.94	00:07:55.09		05:06.8	134	08:47.3	160	03:19.6	171	03:59.8	166	09:25.2	168	OK 05:18:05.0
162.	38./R35-44	174	KUCHARCZYK Christian	1987		00:30:39.40	00:07:55.55		05:01.6	116	08:45.0	158	03:17.5	162	03:55.1	155	09:40.1	174	OK 04:45:14.7
163.	39./R35-44	122	BETLACH Tomáš Lightcore team	1983		00:30:44.50	00:08:00.65		05:19.0	158	08:38.1	155	03:31.0	185	04:01.5	169	09:14.8	156	OK 04:56:24.8
164.	73./REM	143	SCHEMEL Rico	1991		00:30:48.40	00:08:04.55		05:18.7	157	08:49.9	163	03:21.4	174	03:55.8	160	09:22.5	164	OK 04:37:56.3
165.	40./R35-44	69	GIERTH Paul	1986		00:30:56.15	00:08:12.30		05:15.0	151	08:53.7	167	03:29.8	183	03:56.4	161	09:21.1	162	OK 04:49:32.6
166.	11./R45-54	187	VOJTA Jiri	1975		00:30:56.69	00:08:12.83		05:23.4	164	08:57.6	171	03:17.2	161	03:53.4	153	09:24.8	166	NO 05:36:15.6
167.	5./RZ	169	CIERLUK Karolina	1995		00:31:01.28	00:08:17.43		05:23.6	165	08:42.0	157	03:30.2	184	03:58.1	165	09:27.1	169	OK 04:51:52.7
168.	38./U21M	164	MLEJNEK Matěj Staněk Sport	2006		00:31:02.90	00:08:19.05		05:01.9	117	08:38.0	153	03:17.7	165	03:49.8	146	10:15.3	182	NO 05:30:26.7

(*)

Timing and results by  SPORTSOFT
TIMING

Created: 30/05/2023 18:16:18

Site: 9 of 12

Rank.	Cat.rank.	Bib	Name	YoB	Nat.	Finish time	Gap	Penalties	RZ1	#	RZ2	#	RZ3	#	RZ4	#	RZ5	#	Race time
169.	74./REM	116	STELZER Lukas ShredErz e.V.	1994		00:31:04.11	00:08:20.26		05:35.0	181	08:54.1	168	03:14.8	155	04:04.8	172	09:15.2	158	OK 04:51:53.9
170.	39./U21M	160	BRANDTL Ales	2004		00:31:34.31	00:08:50.46		05:34.4	179	08:54.5	169	03:19.6	170	04:10.8	179	09:34.8	171	OK 04:37:32.0
171.	75./REM	125	ZABLOUDIL Štěpán Maloch Racing Team	1991		00:31:45.84	00:09:01.99		05:27.2	170	09:11.7	180	03:22.4	176	04:10.5	178	09:33.8	170	OK 05:01:01.7
172.	76./REM	104	WAGNER Raphael Do-Biker Bruck/Mur	1996		00:31:48.84	00:09:04.99		05:34.5	180	08:57.7	172	03:20.3	173	04:05.2	173	09:50.9	180	OK 04:50:18.9
173.	12./R45-54	206	ŠIMERLE Ladislav Aspire Racing Team	1976		00:31:54.97	00:09:11.12		05:30.0	174	08:57.8	174	03:25.7	179	04:22.8	183	09:38.5	173	OK 05:29:58.3
174.	41./R35-44	158	GARDELA Tomasz	1986		00:31:56.00	00:09:12.15		05:36.0	183	09:26.3	186	03:17.1	160	04:14.3	181	09:22.1	163	OK 04:36:32.6
175.	77./REM	156	SLÁDEK Adam SK Žamberk Tessuti sport	2002		00:31:57.21	00:09:13.36		04:59.9	114	08:52.4	165	03:09.2	146	03:43.9	136	11:11.7	188	OK 04:55:46.5
176.	42./R35-44	202	NOWAK Tomasz Yogi Bike Components	1988		00:32:01.16	00:09:17.30		05:33.2	176	09:20.2	184	03:22.9	177	04:01.9	170	09:42.9	175	OK 05:19:28.6
177.	78./REM	112	FILIP Jan	1989		00:32:05.25	00:09:21.40		05:35.1	182	09:14.3	182	03:24.1	178	04:08.6	176	09:43.0	176	OK 05:08:44.2
178.	13./R45-54	179	POGODA Jarosław FDS	1978		00:32:20.60	00:09:36.75		05:46.6	188	09:18.3	183	03:19.2	168	04:08.0	175	09:48.3	178	OK 04:55:30.4
179.	43./R35-44	126	ČIKL Miloš Mondraker gravity team	1983		00:32:32.76	00:09:48.90		05:48.2	189	09:10.1	179	03:32.9	187	04:24.9	185	09:36.4	172	OK 04:56:06.1
180.	79./REM	137	BIRZIETIS Dziugas	1995		00:32:34.90	00:09:51.05		05:30.3	175	09:24.5	185	03:26.9	180	04:11.9	180	10:01.1	181	OK 04:50:38.8
181.	80./REM	138	SKORUPSKAS Andrius	1992		00:32:44.10	00:10:00.25		05:18.4	156	08:56.3	170	03:14.8	154	04:52.3	187	10:22.1	184	OK 04:53:43.1
182.	40./U21M	163	ZUTH Jakub Bolis bike team	2006		00:33:00.16	00:10:16.30		04:44.6	77	07:51.8	94	02:50.5	69	03:21.5	74	14:11.6	190	OK 04:58:28.6
183.	6./RZ	114	POCZWARDOWSKA Kar	1991		00:33:15.36	00:10:31.51		05:55.5	190	09:13.3	181	03:27.3	182	04:49.4	186	09:49.7	179	OK 05:08:23.5
184.	44./R35-44	204	CZUBAK Przemek	1986		00:33:57.15	00:11:13.30		05:44.8	187	11:00.5	191	03:31.6	186	03:55.5	158	09:44.5	177	OK 05:11:53.8
185.	45./R35-44	110	JEŘÁBEK Milan Mondraker gravity team	1979		00:34:05.76	00:11:21.91		05:57.7	192	09:54.3	188	03:38.7	189	04:09.1	177	10:25.9	185	OK 05:00:12.5
186.	14./R45-54	117	KUBICA David	1970		00:34:16.36	00:11:32.51		05:28.6	172	08:45.9	159	03:20.3	172	04:01.0	168	12:40.4	189	OK 04:52:55.6
187.	46./R35-44	194	OGORZALEK Krzysztof	1982		00:34:48.71	00:12:04.86		06:26.6	195	09:54.7	189	03:36.1	188	04:23.1	184	10:28.0	186	OK 04:38:51.4

(*)

Timing and results by  SPORTSOFT
TIMING

Created: 30/05/2023 18:16:18

Site: 10 of 12









Rank.	Cat.rank.	Bib	Name	YoB	Nat.	Finish time	Gap	Penalties	RZ1	#	RZ2	#	RZ3	#	RZ4	#	RZ5	#	Race time
188.	41./U21M	115	VALNOHA David Enduro Beast Brno	2005		00:35:09.13	00:12:25.28		05:10.1	139	08:58.6	175	03:15.1	157	07:29.1	189	10:16.0	183	OK 04:44:33.6
189.	42./U21M	81	SOBOTKA Adam Enduro Beast Brno	2005		00:37:20.26	00:14:36.40		06:08.5	193	10:21.8	190	03:39.8	190	06:04.2	188	11:05.8	187	OK 05:11:30.1
190.	81./REM	21	LETÁK Petr WHYTE RACING TEAM	1993		00:47:46.16	00:25:02.30		04:20.9	22	07:10.5	28	02:40.7	34	25:47.1	190	07:46.8	33	OK 04:52:38.5
	REM	76	IKONOMIDIS Daniel Commencal FDF Team	1994		DNF			05:11.8	146									NO START
	U21M	98	ŠVRCINA Jiří Enduro Beast Brno	2004		DNF			06:21.3	194									NO START
	R35-44	111	LANDA Stepan Lightcore team	1981		DNF			05:34.0	177	09:04.6	177							NO START
	REM	139	KONRADY Martin	1994		DNF			05:39.0	185	11:21.7	192							NO START
	U21M	182	SLIUPAS Jonas Papartis Crew Racing	2006		DNF			05:55.6	191	11:51.9	193	04:05.5	191					NO START
	REM	9	MOUDRÝ Vojtěch TREK KUR Team	2000		DNS													NO START
	REM	11	MALÝ Petr Commencal FDF Team	1995		DNS													NO START
	R45-54	33	KŘÍŽEK Miroslav Commencal FDF Team	1978		DNS													NO START
	R35-44	45	VACEK Radek	1981		DNS													NO START
	REM	65	SVOBODA David	1992		DNS													NO START
	REM	89	SPIEßL Lukas Heumödenrtrails e.V.	1998		DNS													NO START
	U21M	95	BEDNÁŘ Filip Enduro Beast Brno	2004		DNS													NO START
	REM	100	GROCHOWSKI Jakub Freakyrippers	1993		DNS													NO START
	U21M	106	KRUKONIS Matas Papartis Crew Racing	2005		DNS													NO START
	R35-44	136	KEREKANIČ Zdeněk Ski & bike wallachian rebels	1985		DNS													NO START
	REM	140	KOMÍNEK Martin MTBA	1992		DNS													NO START

(*)

Timing and results by SPORTSOFT
TIMING

Created:30/05/2023 18:16:18

Site: 11 of 12

Rank.	Cat.rank.	Bib	Name	YoB	Nat.	Finish time	Gap	Penalties	RZ1	#	RZ2	#	RZ3	#	RZ4	#	RZ5	#	Race time
	R35-44	141	ZÁPOTOCKÝ Jakub	1984		DNS													NO START
	REM	176	MOTTL Radek Dookie Team	1993		DNS													NO START
	U21M	180	DANIEL Filip Pepe Bike	2006		DNS													NO START
	U21M	183	VERTELKA Rapolas Papartis Crew Racing	2006		DNS													NO START
	R45-54	196	BYRCZEK Maciej	1977		DNS													NO START
	REM	197	WASILEWSKI Miłosz Freakyrippers	2000		DNS													NO START
	REM	199	ŻOŁĄDŹ Maciej Żołądź Rowerowe Podhale	2000		DNS													NO START
	R45-54	211	DRESSLER Josef Dressler.cz	1971		DNS													NO START

(*)

Created: 30/05/2023 18:16:18

Timing and results by  SPORTSOFT
TIMING

Site: 12 of 12